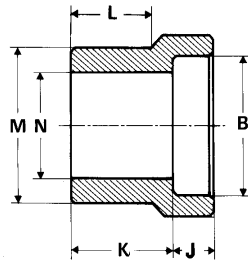
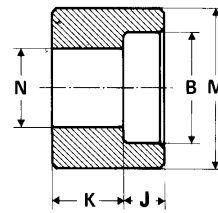


ASME B 16.11

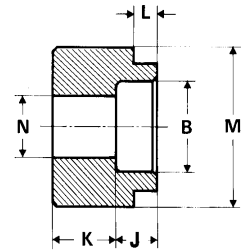
Reducing Inserts
3000 Lbs



TYPE 1



TYPE 2



TYPE 3

Nominal Pipe Size	Type	M		N		K		L	
		mm	inches	mm	inches	mm	inches	mm	inches
1/2 x 3/8	1	21.6	0.850	11	0.44	24	0.94	20	0.78
1/2x1/4	2	21.6	0.850	7.5	0.30	15.5	0.62		
1/2x1/8	3	21.6	0.850	5.5	0.22	15.5	0.62	7	0.28
3/4x1/2	1	26.9	1.060	14	0.56	27	1.06	22	0.87
3/4x3/8	2	26.9	1.060	11	0.44	15.5	0.62		
3/4x1/4	3	26.9	1.060	7.5	0.30	15.5	0.62	7	0.28
3/4x1/8	3	26.9	1.060	5.5	0.22	15.5	0.62	7	0.28
1x3/4	1	33.6	1.325	19	0.75	28.5	1.12	23	0.91
1x1/2	2	33.6	1.325	14	0.56	24	0.94		
1x3/8	3	33.6	1.325	11	0.44	23	0.90	7	0.28
1x1/4	3	33.6	1.325	7.5	0.30	24	0.94	7	0.28
1.1/4x1	1	42.4	1.670	24.5	0.97	31.5	1.25	24.5	0.97
1.1/4x3/4	2	42.4	1.670	19	0.75	22	0.87		
1.1/4x1/2	3	42.4	1.670	14	0.56	24.5	0.97	7	0.28
1.1/2x1.1/4	1	48.3	1.910	32.5	1.28	33.5	1.31	27	1.06
1.1/2x1	2	48.3	1.910	24.5	0.97	33.5	1.31		
1.1/2x3/4	3	48.3	1.910	19	0.75	22	0.87	8	0.32
1.1/2x1/2	3	48.3	1.910	14	0.56	26	1.03	7	0.28
2x1.1/2	2	60.9	2.400	38	1.50	27	1.06		
2x1.1/4	3	60.9	2.400	32.5	1.28	25.5	1.00	8	0.32
2x1	3	60.9	2.400	24.5	0.97	25.5	1.00	8	0.32
2x3/4	3	60.9	2.400	19	0.75	25.5	1.00	8	0.32
2x1/2	3	60.9	2.400	14	0.56	29.5	1.16	7	0.28
2.1/2x2	1	73.6	2.900	49	1.93	41.5	1.63	30	1.19
2.1/2x1.1/2	3	73.6	2.900	38	1.50	27.5	1.09	8	0.32
2.1/2x1.1/4	3	73.6	2.900	32.5	1.28	29.5	1.16	8	0.32
2.1/2x1	3	73.6	2.900	24.5	0.97	29.5	1.16	8	0.32
3x2.1/2	1	89.6	3.530	59	2.32	46	1.81	33.5	1.32
3x2	3	89.6	3.530	49	1.93	41.5	1.63	10	0.40
3x1.1/2	3	89.6	3.530	38	1.50	42	1.66	8	0.32
3x1.1/4	3	89.6	3.530	32.5	1.28	42.5	1.67	8	0.32
3x1	3	89.6	3.530	24.5	0.97	39	1.53	8	0.32